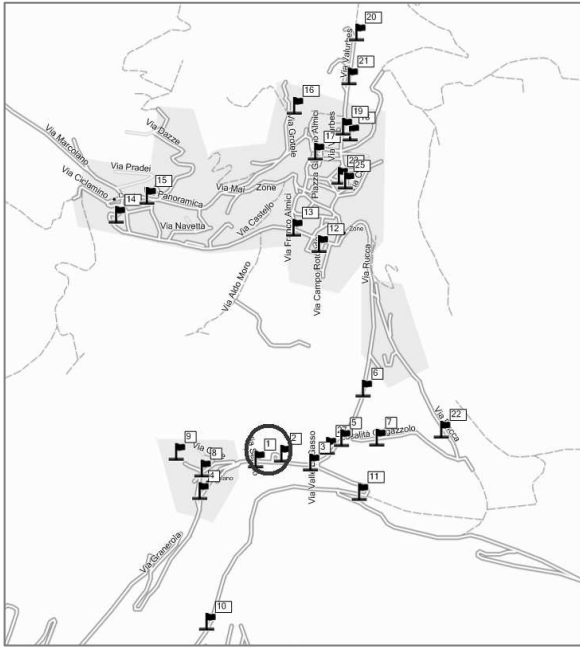


COMUNE DI ZONE(BS)

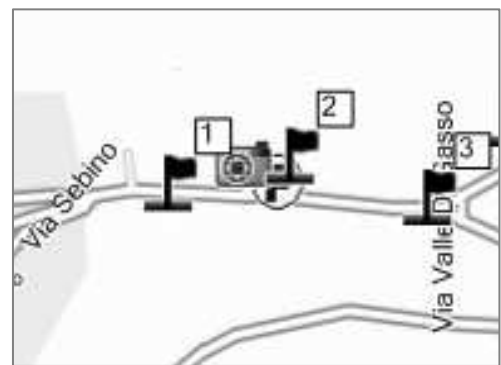
Via Sebino (nei pressi della fabbrica)

Scheda n.

3



### ESTRATTO CARTOGRAFICO



LOCALIZZAZIONE PUNTO DI MISURA



RIPRESA FOTOGRAFICA PUNTO DI MISURA

Nome misura: Genova.536

Località:

Strumentazione: 831 0001607

Durata misura [s]: 500.4

Nome operatore:

Data, ora misura: 10/09/2009 9.25.29

Over SLM: 0 Over OBA: 19

L1: 77.3 dBA

L5: 73.3 dBA

L10: 72.0 dBA

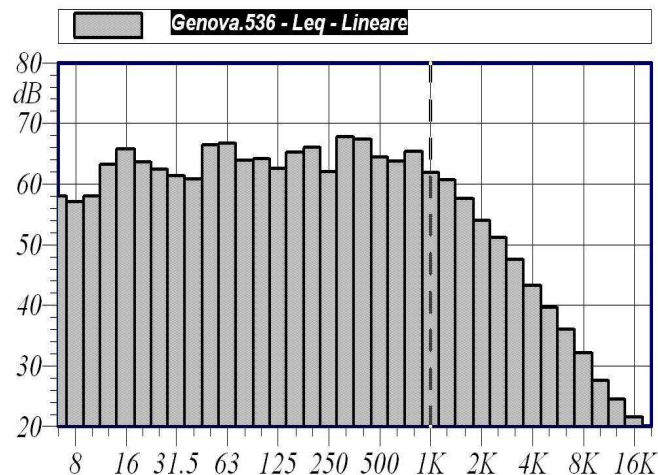
L50: 71.1 dBA

L90: 70.6 dBA

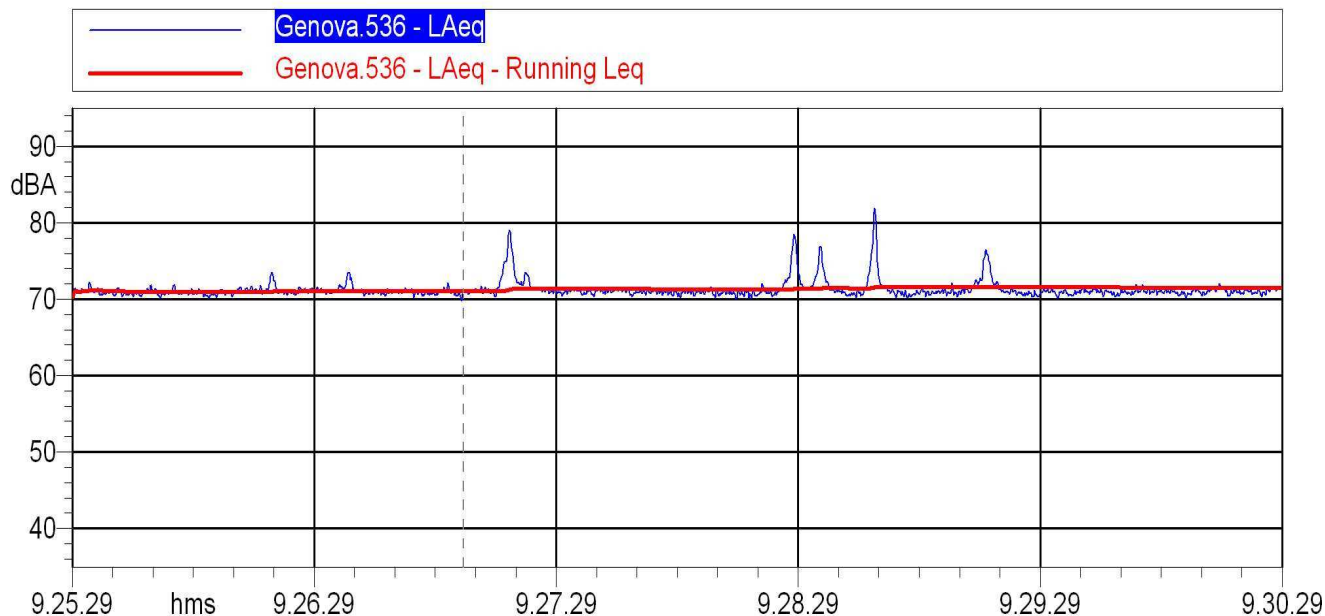
L95: 70.4 dBA

$L_{Aeq} = 71.6 \text{ dB}$

Genova.536					
Leq - Lineare					
dB		dB		dB	
6.3 Hz	57.9 dB	100 Hz	64.1 dB	1600 Hz	57.6 dB
8 Hz	57.0 dB	125 Hz	62.6 dB	2000 Hz	54.0 dB
10 Hz	57.9 dB	160 Hz	65.2 dB	2500 Hz	51.1 dB
12.5 Hz	63.2 dB	200 Hz	66.0 dB	3150 Hz	47.5 dB
16 Hz	65.7 dB	250 Hz	62.0 dB	4000 Hz	43.3 dB
20 Hz	63.6 dB	315 Hz	67.7 dB	5000 Hz	39.7 dB
25 Hz	62.4 dB	400 Hz	67.4 dB	6300 Hz	36.0 dB
31.5 Hz	61.4 dB	500 Hz	64.4 dB	8000 Hz	32.1 dB
40 Hz	60.9 dB	630 Hz	63.8 dB	10000 Hz	27.5 dB
50 Hz	66.5 dB	800 Hz	65.4 dB	12500 Hz	24.5 dB
63 Hz	66.7 dB	1000 Hz	61.9 dB	16000 Hz	21.5 dB
80 Hz	63.9 dB	1250 Hz	60.6 dB	20000 Hz	17.5 dB



Annotazioni:



Genova.536			
LAeq			
Nome	Inizio	Durata	Leq
Totale	9.25.29	00:08:20.400	71.6 dBA
Non Mascherato	9.25.29	00:08:20.400	71.6 dBA
Mascherato		00:00:00	0.0 dBA